



When every second counts ...

E-PLAN - A Proven Online Tool for First Responders

Thousands of different Hazardous Materials are used commercially and transported across America everyday. When they are involved in accidents, at chemical plants, warehouses, refineries, or transportation vehicles, the First Responders need critical information fast, to protect themselves, the victims of the accident, and the surrounding communities. E-Plan is a secure, Internet accessible repository of facility, and Hazardous Material information that does just that.

The E-Plan System

Hazardous materials can range from substances that have little or no harmful effects to ones that are highly combustible, toxic or reactive. Responding to a Hazmat incident without the proper facility knowledge can be dangerous. E-Plan takes the guesswork out of a time-critical crisis. As a trained user of E-Plan, from your computer, you simply log on and type in the company name of the facility. Within seconds, the First Responder's Page appears listing the primary and alternate emergency contact person and 24-hr phone numbers, address, city, county, state and zip code. By scrolling down the page, you can immediately view the facility's Hazardous Materials chemical inventory. At a glance, this page provides the UN/Department of Transportation (UN/DOT) number for each chemical as well as the National Fire Protection Association (NFPA) diamond codes, the material safety data sheet (MSDS), chemical profiles and Coast Guard CHRIS Data. Clicking directly on any of the chemical names instantly displays information from the North America Emergency Response Guide Book for that chemical. No searching required! The Profile column links you to a hazardous substance fact sheet. E-Plan contains information on over 22,000 unique chemicals! After you have quickly researched the chemicals that your team will be encountering on the call, you can scroll down to the Facility Links, which will often provide an area map and building plans. You can also click on any of the Important Links such as Weapons of Mass Destruction (WMD), NIOSH List of Chemicals, CAMEO and the Local Emergency Planning Committee (LEPC), which will take you to a variety of EPA, U.S. Fire Administration and DOT web sites as well as sites relating to weather conditions and maps.

One of the most important factors in a successful response to a **Hazardous Materials** accident is the speed with which the First Responder can obtain hazardous materials information quickly, completely, accurately, and in an easily understood format. Armed with this information, First Responders can plan the most effective response to the incident, and 1) Protect themselves, and not add themselves to the casualty list, 2) rescue the victims involved in the incident, 3) Protect the people living and working in the areas around the incident, and 4) Minimize property damage.

E-Plan builds on existing Federal and State Programs

Much of the information needed by first responders is available on Tier II forms that are reported by chemical facilities to states, Local Emergency Planning Committees, and fire departments. However, in a survey performed by the University of Texas at Dallas, fire departments were found to have only 30 to 70% of the tier II forms on hand that States showed to be available for their area. E-Plan eliminates the inefficient and time consuming need for managing paper forms at each individual fire station, and instead makes ALL forms for a given area available quickly and electronically. E-Plan also allows users to download Tier II forms in Tier2 Submit format, so that they can be quickly loaded into CAMEO, which provides off-line working capability, and other functions such as mapping and plume modeling.

How to Get E-Plan. Many of the features such as chemical search and the useful web-links are available without having to log-on by simply going to the E-Plan web site at <https://erplan.net>. However, to access the facility data in your jurisdiction, you will need to sign up for an E-Plan user account and be approved by your local authorizing official. For more information about E-Plan, please go to <http://eplannews.utdallas.edu> or contact us at (972) 883-2631.




When every second counts ...

HAZMAT DEMO SITE INSTRUCTIONS

1. Go to <https://erplan.net> on the Internet. The E-Plan log-in screen will be displayed.
2. You can immediately go to the "Chemical Search" feature on the left sidebar of the log-in page without actually logging in, and search for chemicals by name, UN number, or CAS number.
3. After using the "Chemical Search" feature, you can go back to the log-in screen by clicking on "Home" option on the left sidebar.
4. You are now in the log-in screen.
5. For the "User ID" dialog box, type in: **demo-im**
6. For the "Password" dialog box, type in: "training" and then press the "Login" button. This logs you into the demo site and opens the "Facility Search" page.
7. Type in the name of a fictitious company, such as ISSPEC, IGNO, or DISTILL in the "Facility Name" dialog box. Then press "Search" and you will get the "Facility Search Result" page. Click on the company name to open its "Facility Information" page in "Normal View".

-or-
8. Type in the letter "c" in the "Facility Name" dialog box. Then press "Search" and the screen will display all three fictitious companies. Click on one company name to open its "Facility Information" page in "Normal View".
9. You can read more information (i.e. Storage Location, Pressure, and Temperature) on each chemical listed by clicking on the "Detailed View" button.
10. You can explore Emergency Response Guides by clicking on the name of a chemical.
11. Explore CHRIS data, Profile, and MSDS of a chemical or Google Map, Advance Google Map, and Facility Weather by clicking on the appropriate item on the page.
12. You can read more information on a company by clicking the "Contact Information", "Chemical Inventory", or "Additional Information" option on the top menu.
13. When you are finished exploring the demo site, press the "Logout" button to **LOG OFF** the demo site.
14. If you experience any problems, e-mail erplan@utdallas.edu for assistance.



In hazmat or terrorism disasters, every second should count with E-Plan, every second does.



E-Plan

A Federally-sponsored, highly secure system designed to make hazardous material information immediately available online.


System Designed by
Digital Forensics and Emergency Preparedness Institute
Erik Jonsson School of Engineering and Computer Science
The University of Texas at Dallas



"The ability to obtain online access to information related to hazardous materials located within the City of Plano, Texas, will greatly enhance our capability to mitigate any incident involving these materials quickly and more safely. We are pleased to be a partner in the development of this important project as we work together in the interest of Homeland Security."

William Pearson
Fire Chief
Plano Fire-Rescue

When seconds count **E-Plan**



"E-Plan is a great new resource that will allow the Plano Fire Department to retrieve critical hazmat information in a matter of seconds".

Phil Hamilton
District Chief
Plano Fire Department

